




How to Research Careers on Oregon Career Information System (OCIS)

Go to the OCIS website: <https://oregoncis.uoregon.edu/Portal.aspx>




<p>1. Click on High School</p>	<p style="text-align: center;">New to Oregon CIS? Free and Open Access for All. Create your account here.</p> <p style="text-align: center;"> MIDDLE SCHOOL</p> <p style="text-align: center;"> HIGH SCHOOL</p>
<p>2. In order to take career assessments, you will need to create a free account.</p> <p>Answer questions to set up log-in and password.</p>	<p>DASHBOARD</p> <div style="border: 1px solid #ccc; padding: 10px; margin: 10px 0;"> <p style="text-align: center;"><i>WELCOME TO OREGON CIS!</i></p> <p>You are logged in as a guest. If you would like to save your results and files, please create an Oregon CIS portfolio account.</p> <p style="text-align: center;">Go to "Create My Portfolio"</p> </div>
<p>3. Click on Explore Resources</p>	<div style="background-color: #2c4e64; color: white; padding: 5px; display: flex; justify-content: space-around;"> Dashboard Career Plan Explore Resources </div> <div style="background-color: #e0e0e0; padding: 5px; display: flex; justify-content: space-around; margin-top: 5px;"> Occupations Education & Training Employment Additional Tools </div>
<p>4. Click on Occupations</p>	<div style="background-color: #fff9c4; padding: 20px; text-align: center;">  <p>OCCUPATIONS</p> <p>Explore occupations to discover how the skills you are learning relate to your future.</p> </div>

Career Research

There are a couple of ways to research careers of interest using OCIS


Occupation List



Occupations are listed in alphabetical order.

1. Click on Occupations	 <p>The screenshot shows a yellow header with a red icon of two crossed lines. Below the icon, the word "OCCUPATIONS" is written in blue. Underneath, there is a line of text: "Explore occupations to discover how the skills you are learning relate to your future."</p>
2. Scroll down and click on Occupation List	 <p>The screenshot shows two buttons: a dark red button labeled "OCCUPATION LIST" and a white button with a red border labeled "OCCUPATION SORT".</p>
3. Click on a career of interest	 <p>The screenshot shows a grid of four occupation cards. At the top, there is a navigation bar with letters A through Z. The first card is for "ACCOUNTANTS AND AUDITORS" with a salary of \$62,230 /yr. The second card is for "ACTORS" with a salary range of \$15,080 - \$23,999 /yr. The third card is for "ACTUARIES" with a salary of \$85,450 /yr. The fourth card is for "ACUPUNCTURISTS" with a salary of \$79,580 /yr. Each card has a star icon and a circle icon.</p>

Career Clusters


Explore careers by career cluster to see related careers in broader career pathways


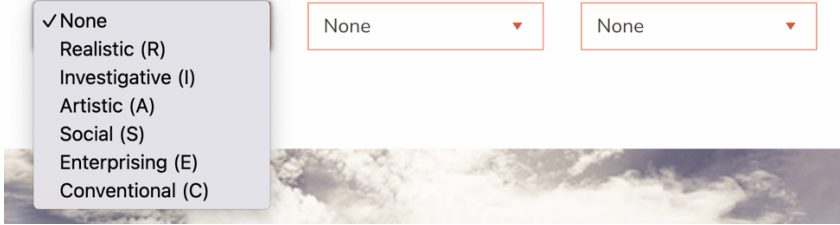
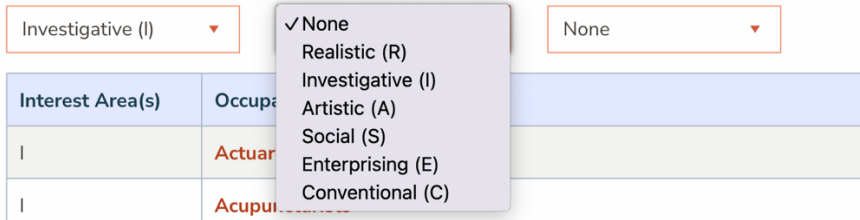
1. Click on Occupations	 <p>The screenshot shows a yellow header with a red icon of two crossed lines. Below the icon, the word "OCCUPATIONS" is written in blue. Underneath, there is a line of text: "Explore occupations to discover how the skills you are learning relate to your future."</p>
--------------------------------	--

<p>2. Scroll down to bottom of page and click on Learn About Occupations</p>	
<p>3. Scroll down to the bottom of the page to see career clusters. Click on a cluster of interest.</p>	<ul style="list-style-type: none"> • Architecture and Engineering • Arts and Entertainment • Business and Financial • Computer and Math • Construction and Extraction • Education and Training • Farming, Fishing, and Forestry • Food Preparation and Service • Healthcare Practitioner • Healthcare Support • Installation, Maintenance, and Repair • Legal • Life and Physical Science • Management • Office and Administrative Support • Personal Care and Services • Production • Protective Service • Sales • Social and Community Services • Social Science • Transportation and Material Moving
<p>4. Click on Occupations on the left hand menu to explore specific occupations.</p>	

Career Themes

Explore careers using your top three Holland Personality Types to narrow down career clusters.

<p>5. Click on Occupations</p>	
---------------------------------------	---

<p>6. Scroll down and click on Career Themes.</p>	
<p>7. Start by choosing the Holland Type that is the best fit for you. Explore career list.</p>	
<p>8. Narrow your search by adding a second or a third type.</p> <p>You can also change the order of the types to see different careers.</p>	

Explore Information for Occupations

Some useful places to research on OCIS - Explore the various tabs on the left hand menu:

<p>Overview</p> <p>Specific Work Activities</p> <p>Common Work Activities</p> <p>Working Conditions</p> <p>Physical Demands</p> <p>Skills and Abilities</p> <p>Knowledge</p> <p>Interests and Values</p> <p>Preparation</p> <p>Helpful High School Courses</p> <p>Hiring Practices</p> <p>Licensing and Certification</p> <p>Wages</p> <p>Employment and Outlook</p> <p>Advancement</p> <p>Resources</p> <p>WorkKeys</p> <hr/> <p>Occupations</p> <p>Programs of Study</p> <p>Industries</p> <p>Self-Employment</p> <p>Career Learning Areas</p>	<ul style="list-style-type: none">• Work Activities: Discusses day to day activities and skills• Preparation: What type of education is required? Degrees required?• Licensing and Certification: Do you need to obtain a license?• Wages• Employment Outlook: Is this a career field that is growing or shrinking? How many jobs are available?• Advancement: What else can you do in this field? How can you advance?• Occupations: What are other related careers that may be of interest?• Programs of Study: Where can I go to school for this field? Where can I get a degree?
--	---